


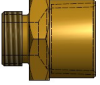





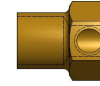
**Order Form: Stainless Steel Braided Hose 1/2" - 1-1/4"**  
**Choose Adapter and Port Fillers if Needed**





- 1) A separate sheet is required for each configuration change
- 2) Make a check mark (✓) by each option or quantity. There will only be one selection per category.
- 3) Make as many copies as needed for each order



Stainless Steel Braided Hose with Gasket: No Adapter Included.					
Length* (Inches)					
Size (Inches)	12	18	24	36	48
1/2					
3/4					
1					
1-1/4					

Adapter Connection Type:			
Non ported adapter, Connects to Swivel			
Size (Inches) & Qty.	Male	Female	Sweat
1/2			
3/4			
1			
1-1/4			

Adapter Connection Type:			
One Port Adapter Connects to Swivel. Select a filler for the port. See table to the right.			
Size (Inches) & Qty.	Male	Female	Sweat
1/2			
3/4			
1			
1-1/4			

Port Filler:		
Select option below to fill the port.		
Options:		Qty:
Pressure/Temperature Port		
Manual Air Vent		
Plug		
Blowdown Valve		

\*Consult Factory for Special Lengths and additional adapt-