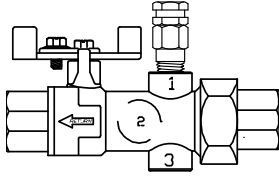




Customer Ref: \_\_\_\_\_

3-Way Hard Pipe Piping Package Quantity: \_\_\_\_

**1. Venturi Manual Balance Valve w/ PT's & Memory Stop**



\*OPTIONAL EQUIPMENT TO REPLACE THE AUTOMATIC BALANCING VALVE

When using a Venturi Manual Balance Valve, the Flow Rate will still need to be entered and the Ball Valve is the standard on the supply side. The Y-ball Strainer will be an optional choice.

**Automatic Temperature Control Valve Type**

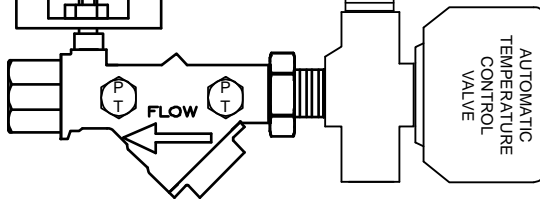
SIZE: \_\_\_\_\_

**Customer Supplied** (Will ship to HFC to install)  
**Field Supplied/Installed**

**Hays Supplied Options:** (Pick One)

- 24V, floating 3-wire, 2 position zone valve
- 24V, 0-10 vdc proportional, 3-wire zone valve PO/PC
- 24V, 2-wire, spring return normally open
- 24V, 2-wire, spring return normally closed
- 120V, 2-wire, spring return normally open
- 120V, 2-wire, spring return normally closed

**1. Automatic Balancing Valve w/ PT's**



**2. Building PPG Connection Type**

- Male NPT      SIZE: \_\_\_\_\_
- Female SWT
- Female NPT
- International Size

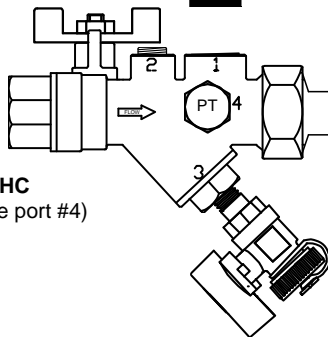
**3. Flow Rate:** \_\_\_\_\_ GPM

**FSWT Adapters for the by-pass**

**Coil PPG Connection Type**

- Male NPT      SIZE: \_\_\_\_\_
- Female SWT
- Female NPT
- International Size

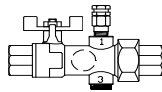
**6. Y-ball Strainer w/PT & BDVHC**  
(Standard - PT located in side port #4)



**6. Optional Equipment:**

**Ball Valve w/PT & Union End**

(Replaces Y-Ball Strainer w/blow down valve & hose connector)



**Lever Handles** Optional on smaller sizes/Standard on 1 1/4 size & up.

**Manual Air Vent** Optional on Return Coil Connection

**Ext. Kit A.** Optional Extended Handles and Extended PT's

**Ext. Kit B.** Optional Extended Handles, Extended PT's and Manual AV Ext.

**Stainless Steel Tag Kit**

**Additional Notes:**

**Tagging Info:**

- IMPORTANT: HAYS FLUID CONTROLS CANNOT GUARANTEE THAT ALL PIPING PACKAGES FIT WITHIN THE CONFINES OF A SPECIFIC INSTALLATION AREA.
- ALL HAYS PIPING PACKAGES ARE ASSEMBLED AND LEAK TESTED